

Instructional Materials Cost Analysis For Fiscal Year 2008-2009



Florida Association of
District Instructional Materials
Administrators



September 2007



FADIMA

Florida Association of District Instructional Materials Administrators

August 1, 2007

Peggy Finch
President

Marion County

Maria Radinson
Past President

Broward County

Carole Finch
Vice President

Hillsborough County

Geri "Cookie" Grafton
Secretary

Volusia County

Pat Evans
Treasurer

Miami-Dade County

Georgina Grimm
Director

Collier County

Pat LaVergne
Director

Seminole County

Lou Greco
Director

St. Johns County

Bill Purtell
Director

Palm Beach County

Toni Gibbs
Director

Miami-Dade County

Tom Stanton
Director

Pinellas County

The Honorable Charlie Crist
Governor

The Capitol Building
Tallahassee, Florida 32399

Dear Governor Crist:

The Florida Association of District Instructional Materials Administrators (FADIMA) is pleased to provide the 2008-2009 *Instructional Materials Cost Analysis* for your review. The purpose of this document is to assist you and others responsible for funding instructional materials in making informed financial decisions. Through your leadership as Governor, as well as the efforts of the Legislature, Florida students have the classroom materials necessary to be successful. You are to be commended for your continued leadership in education.

This year's Cost Analysis reflects the impact of reading instruction as a priority in Florida. The adoption of new reading materials includes not only core, but also intervention and supplemental reading materials. The comprehensive analysis includes:

- An explanation of the reasoning involved in determining cost data for each grade.
- The definition of terms used in the cost analysis.
- An explanation of the ratios used in the cost analysis.
- Figures that are consistent with the legislative intent passed in 2000 to provide every student with instructional materials in core subjects.
- An explanation of the cost to provide Level I and Level II students with intervention materials.
- Specific information regarding the costs of Dual Enrollment.

The FADIMA Board of Directors and members of the association that participated in compiling this document are available to respond to any questions that you may have. If you should have any questions or require additional information in regard to this cost analysis, please do not hesitate to contact me at 352-236-0560 or by email at peggy.finch@marion.k12.fl.us.

Sincerely,

Peggy Finch
President

PF/c

cc: The Honorable President of the Senate
The Honorable Speaker of the House of Representatives
Commissioner of Education
FADIMA Board and Members

**Florida Association of District
Instructional Materials Administrators
Cost Analysis Committee
Fiscal Year 2008-2009**

| | |
|------------------|-------------------------|
| Charlie Carraway | Department of Education |
| Pat Evans | Miami-Dade County |
| Carol Finch | Hillsborough County |
| Peggy Finch | Marion County |
| Cookie Grafton | Volusia County |
| Lou Greco | St. Johns County |
| Kathy Green | Seminole County |
| Jimmy Greene | Sumter County |
| Georgina Grimm | Collier County |
| Shelley Hall | St. Johns County |
| Mike Henriquez | Monroe County |
| Burt Jordan | Duval County |
| Jim Kane | Broward County |
| Pat LaVergne | Seminole County |
| Nan Palermo | Orange County |
| Meezie Pierce | Palm Beach County |
| Bill Purtell | Palm Beach County |
| Maria Radinson | Broward County |
| Tom Stanton | Pinellas County |
| Martha Winegar | Alachua County |

FLORIDA ASSOCIATION OF DISTRICT INSTRUCTIONAL MATERIALS ADMINISTRATORS COST ANALYSIS FOR FY 2008-2009

The Florida Association of District Instructional Materials Administrators (FADIMA) commends the Governor and the Legislature for continuing to provide an adequate level of funding for K-12 instructional materials. The 2000 Legislature enacted statutory language addressing the need for current instructional materials, including a book per child in the core subject areas. This legislation further reinforces the need for the FADIMA Cost Analysis and a funding request that meets the requirements of law.

This analysis serves to identify a typical curriculum that a student would follow, with materials being selected as representative of the tools that may be used to teach that curriculum. FADIMA fully recognizes that many students may follow different curricula, that many educators may make different choices of materials, and that many needed instructional materials are not even reflected in the Cost Analysis calculations. The value of the Cost Analysis is that it reflects true costs associated with a mainstream curriculum, impacted by the *Sunshine State Standards, No Child Left Behind, Class Size Reduction, the A++ Plan* and other state priorities. The materials and prices used to compile this cost analysis are state-adopted and currently being used in Florida.

FADIMA continues to include dual enrollment materials and commends the Legislature for including the funding in the 2007-2008 appropriation. Dual enrollment is an excellent opportunity for high school students to simultaneously earn college or vocational credit toward a post-secondary diploma, certificate, or degree. Due to the efforts made by the State of Florida to provide this opportunity to our students and to the secondary school redesign initiative, the number of students participating in dual enrollment courses continues to rise, resulting in increasing costs to districts. The 2008-2009 dual enrollment request is based on an updated survey of the FADIMA membership.

The Cost Analysis does not factor nor take into account costs for the following:

1. There is no specific line item for lost and damaged books which are estimated to exceed 5% per year. There is limited accommodation for lost and damaged instructional materials because the life cycle of the textbook is 1 year shorter than the adoption cycle. For example, the typical 6-year adoption cycle is amortized over 5 years. Additionally, in most cases due to statute limitations, the total replacement cost cannot be assessed against an individual who loses a book.
2. There is no direct provision for district use of flexibility funds. Florida Statutes provide considerable flexibility to districts when purchasing instructional materials that are not on the state adopted list.
3. While overall district growth is funded and is one of the strengths of the instructional materials allocation, internal growth (from grade level to grade level) is not funded. For example, a school district with no total growth may have a "bubble" of students at one grade level and each year have to pay for additional materials not funded in the state allocation. Such a "bubble" may be produced through implementation of a legislative requirement such as mandatory 3rd grade retention.
4. No provision is made for the average of 1-2% statewide shipping for state adopted materials. The shipping cost for instructional materials purchased with flexible funds is even more (approximately 7-10%).
5. Teacher materials for Exceptional Student Education and Limited English Proficiency accommodations are not reflected.
6. No provisions are made for ongoing maintenance costs associated with electronic courseware agreements.

Research indicates that 90 to 95 percent of classroom instruction and homework is delivered using instructional materials. For purposes of state adoption, "instructional materials" means:

...items having intellectual content that by design serves as a major tool for assisting in the instruction of a subject or course. These items may be available in bound, unbound, kit, or package form and may consist of hard backed or soft backed textbooks, consumables, learning laboratories, manipulatives, electronic media, and computer courseware or software. The term does not include electronic or computer hardware even if such hardware is bundled with software or other electronic media, nor does it include equipment or supplies. 1006.29(4), Florida Statutes

The following issues serve as the basis for the 2008-2009 funding request:

- Commitment to Sunshine State Standards as the decisive factor for textbook adoption in Florida.
- An estimated .36% increase in student enrollment figures.
- Statutory requirement to provide one book per child in the core subject areas. [1006.28(1)]
- Statutory requirements to provide reading intervention for students scoring at Levels I or II on the FCAT. [1008.25(4)(a); 1003.4156(1)(b); 1003.428(2)(b2c)]
- Advancements in instructional materials and technology-based methods of delivery.

In addition to instructional materials, FADIMA supports separate appropriations for library media materials and hardware for use with technology based materials outside of the instructional materials appropriation.

To fulfill the legislative requirement to provide reading intervention to those students scoring at Levels I or II on the FCAT [1008.25(4)(a); 1003.4156(1)(b); 1003.428(2)(b2c)], the Commissioner of Education called for an adoption of non-core intervention and supplemental reading programs with an effective contract date of April 1, 2008. This has required FADIMA to include the cost of non-core instructional materials to meet the needs of those students who will require intervention or supplemental reading instruction, as well as core.

In order to clarify the impact of the inclusion of intervention reading programs in this year's cost analysis, FADIMA is providing the following cost breakdown.

\$230,061,836 - Cost in 2008-2009 to provide core materials as projected in previous years.

\$ 84,868,842 - Additional cost projected to fund non-core intervention reading materials as required by current Florida statutes.

\$314,930,678 - Total to adequately fund instructional materials 2008-2009.

FADIMA is pleased that education policymakers continue to consider this analysis in determining the state's instructional materials needs. In conducting this analysis, FADIMA used the Office of Economic and Demographic Research's projected enrollment figures from May 2007, and the current prices of materials. Adequately funding instructional materials supports highest student achievement and stresses an educational environment conducive to teaching and learning using **Florida-specific, standards-based materials reflective of research based practices**. FADIMA has conducted this analysis to provide education policymakers with a basis to determine the level of funding necessary to provide adequate instructional materials for Florida students. Schools are accountable for providing full implementation of instructional materials in the core subject areas,

as well as providing intervention and supplemental instructional materials for students who score at Level 1 and Level 2 on FCAT Reading and Mathematics. It is, therefore, essential that sufficient funding for instructional materials is provided.

For the 2008-2009 school year, FADIMA estimates the cost of instructional materials to adequately provide for K-12 public school students to be \$ 310,234,719. Additionally, the funding for instructional materials for students who participate in dual enrollment has been calculated at \$4,695,959. The total estimated amount to adequately fund instructional materials pursuant to legislative requirement is \$314,930,678.

**FADIMA COST ANALYSIS
FY –2008-2009
COMMITTEE CONSIDERATIONS**

Prior to finalization of cost data, the Cost Analysis Committee deliberated issues impacting the cost of materials. The following considerations were discussed and their impact factored into the analysis.

Grades K-5:

Each of the Reading titles is new to reflect the new material submitted for adoption in 2007-2008. In addition to the new Comprehensive Core Reading Program (Scott Foresman), the cost analysis for the first time includes a Comprehensive Intervention Reading Program (Voyager). The students served by Comprehensive Intervention Reading Programs are those who are reading one or more years below grade level and who are struggling with a broad range of reading skills.

Districts will continue to purchase Supplemental Intervention Programs (Sadlier), especially for those students who scored at Level I and II on the previous FCAT. The focus on differentiated instruction requires additional sets of the Leveled Readers. The cost analysis includes Decodable Readers at grade 1 for every classroom.

Handwriting and Spelling were deleted from the cost analysis. The Department of Education no longer adopts materials in those two subjects since a comprehensive reading program is expected to include Handwriting and Spelling in its program.

Grades 6-8:

Each of the Reading titles is new to reflect the new material submitted for adoption in 2007-2008. In addition to the new core Developmental Reading Program (McDougal Littell), the cost analysis for the first time includes a Comprehensive Intervention Program (Scholastic), and a Supplemental Intervention Program (Sopris West). The students served by Comprehensive Intervention and Supplemental Intervention are those who scored Level I and II on the previous FCAT.

Grades 9-12:

At grades 9 and 10, the Comprehensive Intervention Reading Program (Glencoe), is new to reflect the new material submitted for adoption in 2007-2008. Additionally, a Supplemental Intervention Program from Sopris West was added to serve those students who scored at Level I and II on the FCAT.

At grade 9 the semester courses in Personal Fitness and Life Management Skills were changed to a year-long course in Physical Education in compliance with the statute changes.














At grades 11 and 12, materials for students who did not pass the FCAT in Reading are included for 10% and 5% of the respective enrollments.

EXPLANATION OF THE FADIMA COST ANALYSIS

The FADIMA Cost Analysis Committee analyzes every grade level in order to project the cost of instructional materials definitively.

The committee identifies a typical curriculum or courses that districts offer. Once the typical curriculum is identified, state-adopted instructional materials that could be used to teach that curriculum are selected for the cost analysis. Materials selected are representative of those used in districts throughout Florida and reflect actual cost.

Listed below is an explanation of the terms used in the cost analysis:

-  **SUBJECT** - The curriculum area taught.
-  **ITEM** - The type of material used; for example, textbook, kit, technology, etc.
-  **PUBLISHER** - The publisher of the specific title.
-  **CODE** - The specific code number from the catalog of state-adopted materials.
-  **RATIO** - The ratio explains how a title will be used in the classroom and identifies the mathematical ratio used to determine the cost of that title. All ratios are explained on the grade level page where they are used.
-  **PRICE** - The source of the price is normally the Department of Education (state contract price). For titles that will be adopted after the cost analysis has been prepared, the publisher's bid price is used.
-  **NON-CONSUMABLE** - Textbooks and other materials that are used year after year are included in the cost analysis by an amount that is amortized over the life of the adoption cycle.
-  **YEARS** - The number of years to amortize the cost of non-consumable titles.
-  **CONSUMABLE** - The one-year cost of consumable titles. These items must be purchased annually. The consumable cost is usually the price of the title unless the material is used with less than the total number of students.
-  **ANNUAL NON-CONSUMABLE** - The sum of the one-year prices for all textbooks or materials used year after year.
-  **ANNUAL CONSUMABLE** - The sum of the one-year prices for all consumable titles.
-  **MAINTENANCE** - The sum of the annual non-consumable and annual consumable amounts. Maintenance is the amount needed to purchase material for returning students.
-  **GROWTH** - The amount needed by each district to purchase a full set of materials for each new student. This cost differs from the non-consumable amount since it is not divided by the five years (amortized). It is the sum of the actual prices or the prices divided by the ratio.

The appropriation for instructional materials is allocated to the districts by the need to equip new students (growth) and to maintain existing or returning students (maintenance). After the growth and maintenance costs are identified, they are applied to the estimated student population. The cost analysis is a projection based on figures available May 2007, and therefore represents a preliminary projection from the Office of Economic and Demographic Research.

The Legislature requires funding for instructional materials for growth before maintenance. To determine student enrollment growth, the projected enrollment for FY 2007-2008 (the current fiscal year) is subtracted from the projected enrollment for FY 2008-2009 (the fiscal year for which the cost analysis is intended). The balance of the projected enrollment in FY 2008-2009 (after growth) is included in the formula for maintenance.

The cost for each grade is combined to provide the Governor, Legislative Leadership and the Commissioner of Education with the recommended projected costs to adequately fund instructional materials in FY 2008-2009.

KINDERGARTEN

| | | | | | | |
|--------------|-----------------------------------|-------------|-------------|---|----|----------------|
| 204,222 | Projected Enrollment FY 2007/2008 | X \$ 106.92 | Maintenance | = | \$ | 21,835,416 |
| <u>1,462</u> | Projected Growth | X \$ 343.26 | Growth | = | \$ | <u>501,846</u> |
| 205,684 | Projected Enrollment FY 2008/2009 | | | | \$ | 22,337,262 |

GRADE 1

| | | | | | | |
|--------------|-----------------------------------|-------------|-------------|---|----|------------------|
| 206,591 | Projected Enrollment FY 2007/2008 | X \$ 126.03 | Maintenance | = | \$ | 26,036,664 |
| <u>3,590</u> | Projected Growth | X \$ 376.17 | Growth | = | \$ | <u>1,350,450</u> |
| 210,181 | Projected Enrollment FY 2008/2009 | | | | \$ | 27,387,114 |

GRADE 2

| | | | | | | |
|----------------|-----------------------------------|-------------|-------------|---|--|-------------------|
| 205,834 | Projected Enrollment FY 2007/2008 | | | | | |
| <u>(575) *</u> | Projected Growth | | | | | |
| 205,259 | Projected Enrollment FY 2008/2009 | X \$ 115.44 | Maintenance | = | | <u>23,695,099</u> |

GRADE 3

| | | | | | | |
|--------------|-----------------------------------|-------------|-------------|---|----|------------------|
| 207,540 | Projected Enrollment FY 2007/2008 | X \$ 108.42 | Maintenance | = | \$ | 22,501,487 |
| <u>3,857</u> | Projected Growth | X \$ 400.15 | Growth | = | | <u>1,546,379</u> |
| 211,397 | Projected Enrollment FY 2008/2009 | | | | \$ | 24,044,866 |

GRADE 4

| | | | | | | |
|------------|-----------------------------------|-------------|-------------|---|----|----------------|
| 199,672 | Projected Enrollment FY 2007/2008 | X \$ 119.27 | Maintenance | = | \$ | 23,814,879 |
| <u>866</u> | Projected Growth | X \$ 410.79 | Growth | = | | <u>355,744</u> |
| 200,538 | Projected Enrollment FY 2008/2009 | | | | \$ | 24,170,623 |

GRADE 5

| | | | | | | |
|--------------|-----------------------------------|-------------|-------------|---|----|----------------|
| 202,343 | Projected Enrollment FY 2007/2008 | X \$ 119.80 | Maintenance | = | \$ | 24,240,691 |
| <u>1,084</u> | Projected Growth | X \$ 415.03 | Growth | = | | <u>449,893</u> |
| 203,427 | Projected Enrollment FY 2008/2009 | | | | \$ | 24,690,584 |

GRADE 6

| | | | | | | |
|--------------|-----------------------------------|-------------|-------------|---|----|------------------|
| 201,095 | Projected Enrollment FY 2007/2008 | X \$ 103.15 | Maintenance | = | \$ | 20,742,949 |
| <u>6,205</u> | Projected Growth | X \$ 524.12 | Growth | = | | <u>3,252,165</u> |
| 207,300 | Projected Enrollment FY 2008/2009 | | | | \$ | 23,995,114 |

GRADE 7

| | | | | | | |
|------------------|-----------------------------------|-------------|-------------|---|--|-------------------|
| 206,018 | Projected Enrollment FY 2007/2008 | | | | | |
| <u>(2,845) *</u> | Projected Growth | | | | | |
| 203,173 | Projected Enrollment FY 2008/2009 | X \$ 110.40 | Maintenance | = | | <u>22,430,299</u> |

GRADE 8

| | | | | | | |
|---------------|-----------------------------------|-------------|-------------|---|----|------------------|
| 193,294 | Projected Enrollment FY 2007/2008 | X \$ 132.34 | Maintenance | = | \$ | 25,580,528 |
| <u>10,841</u> | Projected Growth | X \$ 671.60 | Growth | = | | <u>7,280,816</u> |
| 204,135 | Projected Enrollment FY 2008/2009 | | | | \$ | 32,861,344 |

GRADE 9

| | | | | | | |
|-------------------|-----------------------------------|-------------|-------------|---|----|-------------------|
| 232,425 | Projected Enrollment FY 2007/2008 | | | | | |
| <u>(13,968) *</u> | Projected Growth | | | | | |
| 218,457 | Projected Enrollment FY 2008/2009 | X \$ 125.11 | Maintenance | = | \$ | <u>27,331,155</u> |

GRADE 10

| | | | | | | |
|------------|-----------------------------------|-------------|-------------|---|----|----------------|
| 201,269 | Projected Enrollment FY 2007/2008 | X \$ 141.54 | Maintenance | = | \$ | 28,487,614 |
| <u>722</u> | Projected Growth | X \$ 453.16 | Growth | = | | <u>327,182</u> |
| 201,991 | Projected Enrollment FY 2008/2009 | | | | \$ | 28,814,796 |

GRADE 11

| | | | | | | |
|------------------|-----------------------------------|------------|-------------|---|----|-------------------|
| 189,808 | Projected Enrollment FY 2007/2008 | | | | | |
| <u>(7,642) *</u> | Projected Growth | | | | | |
| 182,166 | Projected Enrollment FY 2008/2009 | X \$ 83.06 | Maintenance | = | \$ | <u>15,130,708</u> |

GRADE 12

| | | | | | | |
|--------------|-----------------------------------|-------------|-------------|---|----|------------------|
| 160,618 | Projected Enrollment FY 2007/2008 | X \$ 70.14 | Maintenance | = | \$ | 11,265,747 |
| <u>5,696</u> | Projected Growth | X \$ 365.17 | Growth | = | | <u>2,080,008</u> |
| 166,314 | Projected Enrollment FY 2008/2009 | | | | \$ | 13,345,755 |

*For grades without growth, maintenance population is the number of students for 2008/2009.

| | |
|--------------------------------------|-----------------------|
| Total Grades K-12 | \$ 310,234,719 |
| Dual Enrollment | \$4,695,959 |
| Projected Funding Requirement | \$ 314,930,678 |

**FADIMA Cost Analysis
2008/2009
Cost Data**

Kindergarten

| Subject | Item | Publisher | Code | Ratio | Price | Noncon | Yrs | Consum | Growth | |
|-----------------|-------------------|-----------|----------|----------|----------|--------|-----|---------|----------|----------|
| Health | Learning System | Macmillan | 02-265-0 | 1 to 125 | 309.00 | 0.49 | 5 | | 2.472 | |
| Reading | Kit | Scott | | 1 to 18 | 2,060.00 | 22.89 | 5 | | 114.4444 | |
| Supp. Int. Rdg. | Readers Bookshelf | Scott | | 1 to 18 | 756.00 | 8.40 | 5 | | 42.00 | |
| Int. Reading | Tea Res Kit | Voyager | | 1 to 72 | 349.00 | 0.97 | 5 | | 4.8472 | |
| | Student Kit | | | 1 to 4 | 99.00 | | | 24.75 | 24.75 | |
| Mathematics | Text | Harcourt | 06-026-0 | 1 to 1 | 19.98 | | | 19.98 | 19.98 | |
| | Kit | | 06-023-0 | 1 to 18 | 799.88 | 8.89 | 5 | | 44.4378 | |
| Science | Kit | Harcourt | 08-160-0 | 1 to 18 | 430.00 | 5.97 | 4 | | 23.8889 | |
| | Equipment Kit | | 08-165-1 | 1 to 18 | 716.73 | 9.95 | 4 | | 39.8183 | |
| Social Studies | Kit | Houghton | 09-400-0 | 1 to 18 | 375.00 | 3.47 | 6 | | 20.8333 | |
| Music/Art | Big Book | Macmillan | 07-308-0 | 1 to 125 | 375.00 | 0.60 | 5 | | 3 | |
| | CD Pkg. | | 07-309-0 | 1 to 125 | 348.00 | 0.56 | 5 | | 2.784 | |
| Totals | | | | | | | | \$62.19 | \$44.73 | \$343.26 |

| | | | | | |
|-------------------------|---|----------------------|---|-------------|-----------|
| Annual Nonconsumable | + | Annual Consumable | = | Maintenance | ** Growth |
| \$ 62.19 | | \$ 44.73 | | \$ 106.92 | \$ 343.26 |

**** Based on actual prices, not rounded figures that may be reflected in Annual Nonconsumable and Consumable columns.**

A 1:1 ratio is used for a textbook, workbook or other material that is used by one student.

A 1:4 ratio is used to reflect 25% of the students taking a course.

A 1:18 grades K-2 ratio is used for materials that serve the complete classroom.

A 1:72 ratio is used to reflect a classroom set of materials shared by 25% of the students in a class.

A 1:125 ratio is used at the elementary level for materials that serve an entire school.

**FADIMA Cost Analysis
2008/2009
Cost Data**

Grade 1

| Subject | Item | Publisher | Code | Ratio | Price | Noncon | Yrs | Consum | Growth |
|-----------------|--------------------|-----------|----------|----------|----------|----------|-----|----------|-----------|
| Health | Learning System | Macmillan | 10-265-0 | 1 to 125 | 468.00 | 0.75 | 5 | | 3.744 |
| Reading | Text 1.1 | Scott | | 1 to 1 | 25.50 | 5.10 | 5 | | 25.5 |
| | Text 1.2 | | | 1 to 1 | 25.50 | 5.10 | 5 | | 25.5 |
| | Text 1.3 | | | 1 to 1 | 25.50 | 5.10 | 5 | | 25.5 |
| | Text 1.4 | | | 1 to 1 | 25.50 | 5.10 | 5 | | 25.5 |
| | Text 1.5 | | | 1 to 1 | 25.50 | 5.10 | 5 | | 25.5 |
| | Decodable Rdrs. | | | 1 to 18 | 150.00 | 1.67 | 5 | | 8.3333 |
| | Leveled Read. | | | 1 to 54 | 1,890.00 | 7.00 | 5 | | 35 |
| Supp. Int. Rdg. | Phonics Practice | Sadlier | | 1 to 1 | 8.37 | | | 8.37 | 8.37 |
| Int. Reading | Tea Res Kit | Voyager | | 1 to 72 | 349.00 | 0.97 | 5 | | 4.8472 |
| | Student Kit | | | 1 to 4 | 99.00 | | | 24.75 | 24.75 |
| Dictionaries | Picture Dictionary | Houghton | 11-081-1 | 1 to 3 | 14.95 | 0.71 | 7 | | 4.9833 |
| Mathematics | Text | Harcourt | 16-024-0 | 1 to 1 | 26.50 | | | 26.50 | 26.5 |
| Science | Text | Harcourt | 18-160-0 | 1 to 1 | 39.74 | 9.94 | 4 | | 39.74 |
| | Equipment Kit | | 18-165-1 | 1 to 18 | 894.73 | 12.43 | 4 | | 49.7072 |
| Social Studies | Big Book | Houghton | 19-407-1 | 1 to 18 | 594.00 | 5.50 | 6 | | 33 |
| Music/Art | Text | Macmillan | 17-308-0 | 1 to 7 | 42.99 | 1.23 | 5 | | 6.1414 |
| | CD Pkg. | | 17-309-0 | 1 to 125 | 444.00 | 0.71 | 5 | | 3.552 |
| Totals | | | | | | \$ 66.41 | | \$ 59.62 | \$ 376.17 |

| | | | | | |
|-------------------------|---|----------------------|---|-------------|-----------|
| Annual Nonconsumable | + | Annual Consumable | = | Maintenance | **Growth |
| \$ 66.41 | | \$ 59.62 | | \$ 126.03 | \$ 376.17 |

**** Based on actual prices, not rounded figures that may be reflected in Annual Nonconsumable and Consumable columns**

A 1:1 ratio is used for a textbook, workbook or other material that is used by one student.

A 1:3 ratio reflects staggered purchases as funds are available.

A 1:4 ratio is used to reflect 25% of students taking a course.

A 1:7 ratio is used to reflect a classroom set.

A 1:18 grades K-2 ratio is used for materials that serve the complete classroom.

A 1:54 ratio is used for a package of materials used with special needs students.

A 1:72 ratio is used to reflect a classroom set of materials shared by 25% of the students in a class.

A 1:125 ratio is used at the elementary level for materials that serve an entire school.

**FADIMA Cost Analysis
2008/2009
Cost Data**

Grade 2

| Subject | Item | Publisher | Code | Ratio | Price | Noncon | Yrs | Consum | Growth |
|-----------------|-------------------|------------|----------|----------|----------|-----------------|-----|----------------|-----------------|
| Health | Learning System | Macmillan | 20-265-0 | 1 to 125 | 468.00 | 0.75 | 5 | | 3.744 |
| Reading | Text 2.1 | Scott | | 1 to 1 | 37.50 | 7.50 | 5 | | 37.5 |
| | Text 2.2 | | | 1 to 1 | 37.50 | 7.50 | 5 | | 37.5 |
| | Leveled Read. | | | 1 to 54 | 1,890.00 | 7.00 | 5 | | 35 |
| Supp. Int. Rdg. | Phonics Practice | Sadlier | | 1 to 1 | 8.37 | | | 8.37 | 8.37 |
| Int. Reading | Tea Res Kit | Voyager | | 1 to 72 | 349.00 | 0.97 | 5 | | 4.8472 |
| | Student Kit | | | 1 to 4 | 99.00 | | | 24.75 | 24.75 |
| English | Handbook | Gr. Source | 22-185-0 | 1 to 1 | 15.25 | 2.18 | 7 | | 15.25 |
| | Program Guide | | 22-186-2 | 1 to 18 | 125.00 | 0.99 | 7 | | 6.9444 |
| Dictionaries | Dictionary | Houghton | 11-081-1 | 1 to 3 | 14.95 | 0.71 | 7 | | 4.9833 |
| Mathematics | Text | Harcourt | 26-024-0 | 1 to 1 | 26.50 | | | 26.50 | 26.5 |
| Science | Text | Harcourt | 28-160-0 | 1 to 1 | 39.74 | 9.94 | 4 | | 39.74 |
| | Science Equipment | | 28-165-1 | 1 to 18 | 748.73 | 10.40 | 4 | | 41.5961 |
| Social Studies | Text | Houghton | 29-400-0 | 1 to 1 | 34.80 | 5.80 | 6 | | 34.8 |
| Music/Art | Text | Macmillan | 27-308-0 | 1 to 7 | 45.99 | 1.31 | 5 | | 6.57 |
| | CD Pkg. | | 27-309-0 | 1 to 125 | 480.00 | 0.77 | 5 | | 3.84 |
| Totals | | | | | | \$ 55.82 | | \$59.62 | 331.9350 |

| | | | | | |
|-------------------------|---|----------------------|---|-------------|-----------|
| Annual Nonconsumable | + | Annual Consumable | = | Maintenance | **Growth |
| \$ 55.82 | | \$ 59.62 | | \$ 115.44 | \$ 331.94 |

**** Based on actual prices, not rounded figures that may be reflected in Annual Nonconsumable and Consumable columns.**

A 1:1 ratio is used for a textbook, workbook or other material that is used by one student.

A 1:3 ratio reflects staggered purchases as funds are available.

A 1:4 ratio is used to reflect 25% of students taking a course.

A 1:7 ratio is used to reflect a classroom set.

A 1:18 grades K-2 ratio is used for materials that serve the complete classroom.

A 1:54 ratio is used for a package of materials used with special needs students.

A 1:72 ratio is used to reflect a classroom set of materials shared by 25% of the students taking a course.

A 1:125 ratio is used at the elementary level for materials that serve an entire school.

**FADIMA Cost Analysis
2008/2009
Cost Data**

Grade 3

| Subject | Item | Publisher | Code | Ratio | Price | Noncon | Yrs | Consum | Growth |
|-----------------|------------------|------------|----------|----------|----------|----------------|-----|----------------|-----------------|
| Health | Text | Macmillan | 30-265-0 | 1 to 7 | 39.99 | 1.14 | 5 | | 5.7129 |
| Reading | Text 3.1 | Scott | | 1 to 1 | 39.50 | 7.90 | 5 | | 39.5 |
| | Text 3.2 | | | 1 to 1 | 39.50 | 7.90 | 5 | | 39.5 |
| | Leveled Read. | | | 1 to 54 | 1,890.00 | 7.00 | 5 | | 35 |
| Supp. Int. Rdg. | Phonics Practice | Sadlier | | 1 to 1 | 8.37 | | | 8.37 | 8.37 |
| Int. Reading | Tea Kit | Voyager | | 1 to 72 | 349.00 | 0.97 | 5 | | 4.8472 |
| | Student Kit | | | 1 to 4 | 99.00 | | | 24.75 | 24.75 |
| English | Handbook | Gr. Source | 32-185-0 | 1 to 1 | 15.25 | 2.18 | 7 | | 15.25 |
| | Language Program | | 32-186-2 | 1 to 18 | 125.00 | 0.99 | 7 | | 6.9444 |
| Dictionaries | Dictionary | MCP | 41-110-1 | 1 to 3 | 26.95 | 1.28 | 7 | | 8.9833 |
| Mathematics | Text | Harcourt | 36-027-0 | 1 to 1 | 48.50 | 9.70 | 5 | | 48.5 |
| Science | Text | Harcourt | 38-160-0 | 1 to 1 | 43.58 | 10.90 | 4 | | 43.58 |
| | Equipment Kit | | 38-165-1 | 1 to 18 | 1107.71 | 15.38 | 4 | | 61.5394 |
| Social Studies | Text | Houghton | 39-400-0 | 1 to 1 | 39.90 | 6.65 | 6 | | 39.9 |
| | Software | | 59-407-1 | 1 to 18 | 39.99 | 0.37 | 6 | | 2.2217 |
| | Atlas | Nystrom | | 1 to 30 | 150.00 | 0.83 | 6 | | 5 |
| Music/Art | Text | Macmillan | 37-308-0 | 1 to 7 | 45.99 | 1.31 | 5 | | 6.57 |
| | CD Pkg. | | 37-309-0 | 1 to 125 | 498.00 | 0.80 | 5 | | 3.984 |
| Totals | | | | | | \$75.30 | | \$33.12 | 400.1529 |

| | | | | | |
|-------------------------|---|----------------------|---|-------------|-----------|
| Annual Nonconsumable | + | Annual Consumable | = | Maintenance | **Growth |
| \$ 75.30 | | \$ 33.12 | | \$ 108.42 | \$ 400.15 |

**** Based on actual prices, not rounded figures that may be reflected in Annual Nonconsumable and Consumable columns.**

- A 1:1 ratio is used for a textbook, workbook or other material that is used by one student.
- A 1:3 ratio reflects staggered purchases as funds are available.
- A 1:4 ratio is used to reflect 25% of the students taking a course.
- A 1:7 ratio is used to reflect a classroom set.
- A 1:18 grade 3 ratio is used for materials that serve the complete classroom.
- A 1:30 ratio is a pre-packaged class set to be shared by multiple classes.
- A 1:54 ratio is used for a package of materials used with special needs students.
- A 1:72 ratio is used to reflect a classroom set of materials shared by 25% of the students in a classroom.
- A 1:125 ratio is used at the elementary level for materials that serve an entire school.

**FADIMA Cost Analysis
2008/2009
Cost Data**

Grade 4

| Subject | Item | Publisher | Code | Ratio | Price | Noncon | Yrs | Consum | Growth |
|---------------|-------------------|------------|----------|----------|----------|-----------------|-----|-----------------|-----------------|
| Health | Text | Macmillan | 40-265-0 | 1 to 6 | 41.61 | 1.39 | 5 | | 6.935 |
| Reading | Text | Scott | | 1 to 1 | 53.00 | 10.60 | 5 | | 53 |
| | Leveled Read. | | | 1 to 66 | 1,890.00 | 5.73 | 5 | | 28.6364 |
| | Grammar Prac. Bk. | | | 1 to 1 | 9.95 | | | 9.95 | 9.95 |
| Int. Reading | Tea Kit | Voyager | | 1 to 66 | 349.00 | 1.06 | 5 | | 5.2879 |
| | Student Kit | | | 1 to 3 | 99.00 | | | 33.00 | 33 |
| English | Handbook | Gr. Source | 42-185-0 | 1 to 1 | 16.25 | 2.32 | 7 | | 16.25 |
| | Language Program | | 42-186-2 | 1 to 22 | 125.00 | 0.81 | 7 | | 5.6818 |
| Dictionaries | Dictionary | MCP | 41-110-1 | 1 to 3 | 26.95 | 1.28 | 7 | | 8.9833 |
| Mathematics | Text | Harcourt | 46-027-0 | 1 to 1 | 48.50 | 9.70 | 5 | | 48.5 |
| Science | Text | Harcourt | 48-160-0 | 1 to 1 | 44.89 | 11.22 | 4 | | 44.89 |
| | Equipment Kit | | 48-165-1 | 1 to 22 | 1814.00 | 20.61 | 4 | | 82.4545 |
| Social Studie | Florida Text | Houghton | 49-400-0 | 1 to 1 | 47.49 | 7.92 | 6 | | 47.49 |
| | Software | | 59-407-1 | 1 to 22 | 39.99 | 0.30 | 6 | | 1.8177 |
| | Atlas | Nystrom | | 1 to 30 | 185.00 | 1.03 | 6 | | 6.1667 |
| Music/Art | Text | Macmillan | 47-308-0 | 1 to 6 | 45.99 | 1.53 | 5 | | 7.665 |
| | CD Pkg. | | 47-309-0 | 1 to 125 | 510.00 | 0.82 | 5 | | 4.08 |
| Totals | | | | | | \$ 76.32 | | \$ 42.95 | 410.7883 |

| | | | | | |
|-------------------------|---|----------------------|---|-------------|-----------|
| Annual Nonconsumable | + | Annual Consumable | = | Maintenance | **Growth |
| \$ 76.32 | | \$ 42.95 | | \$ 119.27 | \$ 410.79 |

**** Based on actual prices, not rounded figures that may be reflected in Annual Nonconsumable and Consumable columns,**

- A 1:1 ratio is used for a textbook, workbook or other material that is used by one student.
- A 1:3 ratio reflects staggered purchases as funds are available (Dictionaries).
- A 1:3 ratio is used to reflect 33% of students taking a course (Intervention Reading).
- A 1:6 ratio is used to reflect a classroom set.
- A 1:22 grades 4-5 ratio is used for materials that serve the complete classroom.
- A 1:30 ratio is a pre-packaged class set to be shared by multiple classes.
- A 1:66 ratio is used for a package of materials used with special needs students (Leveled Readers).
- A 1:66 ratio is used to reflect a classroom set of materials shared by 33% of the students in the classroom. (Intervention Reading).
- A 1:125 ratio is used at the elementary level for materials that serve an entire school.

**FADIMA Cost Analysis
2008/2009
Cost Data**

Grade 5

| Subject | Item | Publisher | Code | Ratio | Price | Noncon | Yrs | Consum | Growth |
|----------------|-------------------|------------|----------|----------|----------|-----------------|-----|-----------------|-----------------|
| Health | Text | Macmillan | 50-265-0 | 1 to 6 | 42.60 | 1.42 | 5 | | 7.1 |
| Reading | Text | Scott | | 1 to 1 | 53.00 | 10.60 | 5 | | 53 |
| | Leveled Read. | | | 1 to 66 | 1,890.00 | 5.73 | 5 | | 28.6364 |
| | Grammar Prac. Bk. | | | 1 to 1 | 9.95 | | | 9.95 | 9.95 |
| Int. Reading | Tea Kit | Voyager | | 1 to 66 | 349.00 | 1.06 | 5 | | 5.2879 |
| | Student Kit | | | 1 to 3 | 99.00 | | | 33.00 | 33 |
| English | Handbook | Gr. Source | 52-185-0 | 1 to 1 | 16.25 | 2.32 | 7 | | 16.25 |
| | Program Guide | | 52-186-2 | 1 to 22 | 125.00 | 0.81 | 7 | | 5.6818 |
| Dictionaries | Dictionary | MCP | 76-195-0 | 1 to 3 | 29.50 | 1.40 | 7 | | 9.8333 |
| Mathematics | Text | Harcourt | 56-027-0 | 1 to 1 | 48.50 | 9.70 | 5 | | 48.5 |
| Science | Text | Harcourt | 58-160-0 | 1 to 1 | 48.72 | 12.18 | 4 | | 48.72 |
| | Equipment Kit | | 58-165-1 | 1 to 22 | 1682.45 | 19.12 | 4 | | 76.475 |
| Social Studies | Text | Houghton | 59-400-0 | 1 to 1 | 52.47 | 8.75 | 6 | | 52.47 |
| | Software | | 59-407-1 | 1 to 22 | 39.99 | 0.30 | 6 | | 1.8177 |
| | Atlas | Nystrom | | 1 to 30 | 185.00 | 1.03 | 6 | | 6.1667 |
| Music/Art | Text | Macmillan | 57-308-0 | 1 to 6 | 48.39 | 1.61 | 5 | | 8.065 |
| | CD Pkg. | | 57-309-0 | 1 to 125 | 510.00 | 0.82 | 5 | | 4.08 |
| Totals | | | | | | \$ 76.85 | | \$ 42.95 | 415.0338 |

| | | | | | |
|-------------------------|---|----------------------|---|-------------|-----------|
| Annual Nonconsumable | + | Annual Consumable | = | Maintenance | ** Growth |
| \$ 76.85 | | \$ 42.95 | | \$ 119.80 | \$ 415.03 |

**** Based on actual prices, not rounded figures that may be reflected in Annual Nonconsumable and Consumable columns.**

- A 1:1 ratio is used for a textbook, workbook or other material that is used by one student.
- A 1:3 ratio reflects staggered purchases as funds are available (Dictionaries).
- A 1:3 ratio is used to reflect 33% of students taking a course (Intervention Reading).
- A 1:6 ratio is used to reflect a classroom set.
- A 1:22 grades 4-5 ratio is used for materials that serve the complete classroom.
- A 1:30 ratio is a pre-packaged class set to be shared by multiple classes.
- A 1:66 ratio is used for a package of materials used with special needs students (Leveled Readers).
- A 1:66 ratio is used to reflect a classroom set of materials shared by 33% of the students in the classroom. (Intervention Reading).
- A 1:125 ratio is used at the elementary level for materials that serve an entire school.

**FADIMA Cost Analysis
2008/2009
Cost Data**

Grade 6

| Subject | Item | Publisher | Code | Ratio | Price | Noncon | Yrs | Consum | Growth |
|------------------|---------------|--------------|----------|----------|-----------|------------------|-----|-------------|-----------------|
| Grammar/Comp | Text | Prentice | 76-430-0 | 1 to 1 | 41.97 | 6.00 | 7 | | 41.97 |
| Literature | Text | McDougal | 79-100-0 | 1 to 1 | 55.14 | 11.03 | 5 | | 55.14 |
| Dictionaries | Dictionary | MCP | 76-195-0 | 1 to 4 | 29.50 | 1.05 | 7 | | 7.375 |
| Mathematics | Text | Glencoe | 82-020-0 | 1 to 1 | 47.97 | 9.59 | 5 | | 47.97 |
| Science/Health | Text | Holt | 84-660-0 | 1 to 1 | 61.95 | 15.49 | 4 | | 61.95 |
| Social Studies | Text | Glencoe | 87-925-0 | 1 to 1 | 53.97 | 9.00 | 6 | | 53.97 |
| | Maps & Globes | Rand McNally | | 1 to 100 | 454.00 | 0.76 | 6 | | 4.54 |
| Dev. Reading Prg | Text | McDougal | | 1 to 3 | 48.48 | 3.23 | 5 | | 16.16 |
| | Tool Kit | McDougal | | 1 to 100 | 302.01 | 0.60 | 5 | | 3.0201 |
| | Audio Library | McDougal | | 1 to 100 | 172.41 | 0.34 | 5 | | 1.7241 |
| Int. Reading | Complete Pkg | Scholastic | | 1 to 171 | 37,000.00 | 43.27 | 5 | | 216.3743 |
| Supp. Int. Rdg. | Text | Sopris West | | 1 to 100 | 424.94 | 0.85 | 5 | | 4.2494 |
| Music | Text | Macmillan | 84-208-0 | 1 to 5 | 48.39 | 1.94 | 5 | | 9.678 |
| Totals | | | | | | \$ 103.15 | | \$ - | 524.1209 |

| | | | | | |
|-------------------------|---|----------------------|---|-------------|-----------|
| Annual Nonconsumable | + | Annual Consumable | = | Maintenance | ** Growth |
| \$ 103.15 | | \$ - | | \$ 103.15 | \$ 524.12 |

**** Based on actual prices, not rounded figures that may be reflected in Annual Nonconsumable and Consumable columns**

A 1:1 ratio is used for a textbook, workbook or other material that is used by one student.

A 1:3 ratio is used to reflect a textbook that is used by 33% of the students.

A 1:4 ratio is used to reflect a core classroom set.

A 1:5 ratio is used to reflect an elective classroom set.

A 1:100 ratio at the secondary level is used for materials that support several course sections taught by one teacher.

A 1:100 ratio is used to reflect 20% of the students using materials that is priced in packages of 20.

(Supplemental Intervention Reading).

A 1:171 ratio is used to reflect the purchase of 60 licenses to serve 35% of the students.

**FADIMA Cost Analysis
2008/2009
Cost Data**

Grade 7

| Subject | Item | Publisher | Code | Ratio | Price | Noncon | Yrs | Consum | Growth |
|-----------------|---------------|--------------|----------|----------|-----------|------------------|-----|-------------|------------------|
| Grammar/Comp | Text | Prentice | 76-435-0 | 1 to 1 | 43.97 | 6.28 | 7 | | 43.97 |
| Literature | Text | McDougal | 79-110-0 | 1 to 1 | 57.18 | 11.44 | 5 | | 57.18 |
| Dictionaries | Dictionary | MCP | 76-195-0 | 1 to 4 | 29.50 | 1.05 | 7 | | 7.3750 |
| Mathematics | Text | Glencoe | 82-025-0 | 1 to 1 | 49.50 | 9.90 | 5 | | 49.50 |
| Science/Health | Text | Holt | 84-665-0 | 1 to 1 | 61.95 | 15.49 | 4 | | 61.95 |
| Social Studies | Text/US | Glencoe | 87-620-0 | 1 to 1 | 57.75 | 9.63 | 6 | | 57.75 |
| | Maps & Globes | Rand McNally | | 1 to 100 | 454.00 | 0.76 | 6 | | 4.54 |
| Bus. Keyboard | Text | Thomson | 71-074-0 | 1 to 6 | 45.00 | 1.50 | 5 | | 7.5000 |
| Dev Reading Prg | Text | McDougal | | 1 to 3 | 48.48 | 3.23 | 5 | | 16.16 |
| | Tool Kit | McDougal | | 1 to 100 | 302.01 | 0.60 | 5 | | 3.0201 |
| | Audio Library | McDougal | | 1 to 100 | 172.41 | 0.34 | 5 | | 1.7241 |
| Int. Reading | Complete Pkg. | Scholastic | | 1 to 150 | 37,000.00 | 49.33 | 5 | | 246.6667 |
| Supp. Int. Rdg. | Text | Sopris West | | 1 to 100 | 424.94 | 0.85 | 5 | | 4.2494 |
| Totals | | | | | | \$ 110.40 | | \$ - | \$ 561.59 |

| | | | | | |
|-----------------------|---|----------------------|---|-------------|-----------|
| Annual Nonconsumal | + | Annual Consumable | = | Maintenance | ** Growth |
| \$ 110.40 | | \$ - | | 110.40 | \$ 561.59 |

**** Based on actual prices, not rounded figures that may be reflected in Annual Nonconsumable and Consumable columns**

A 1:1 ratio is used for a textbook, workbook or other material that is used by one student.

A 1:3 ratio is used to reflect a textbook that is used by 33% of the students.

A 1:4 ratio is used to reflect a core classroom set.

A 1:6 ratio is used to reflect a classroom set that serves 6 classroom periods.

A 1:100 ratio at the secondary level is used for materials that support several course sections taught by one teacher.

A 1:100 ratio is used to reflect 20% of the students using materials that is priced in packages of 20.

(Supplemental Intervention Reading).

A 1:150 ratio is used to reflect the purchase of 60 licenses to serve 40% of the students.

**FADIMA Cost Analysis
2008/2009
Cost Data**

Grade 8

| Subject | Item | Publisher | Code | Ratio | Price | Noncon | Yrs | Consum | Growth |
|------------------|---------------|--------------|----------|----------|-----------|-----------|-----|--------|-----------|
| Grammar/Comp | Text | Prentice | 76-440-0 | 1 to 1 | 43.97 | 6.28 | 7 | | 43.97 |
| Literature | Text | McDougal | 79-120-0 | 1 to 1 | 57.18 | 11.44 | 5 | | 57.18 |
| Dictionaries | Dictionary | MCP | 76-195-0 | 1 to 4 | 29.50 | 1.05 | 7 | | 7.375 |
| Mathematics | Text | Glencoe | 82-030-0 | 1 to 1 | 49.50 | 9.90 | 5 | | 49.5 |
| Science/Health | Text | Holt | 84-670-0 | 1 to 1 | 61.95 | 15.49 | 4 | | 61.95 |
| Social Studies | Text | Glencoe | 87-153-0 | 1 to 1 | 59.97 | 10.00 | 6 | | 59.97 |
| | Maps & Globes | Rand McNally | | 1 to 100 | 454.00 | 0.76 | 6 | | 4.54 |
| World Lang | Text 1A | Holt | 95-055-0 | 2 to 5 | 52.20 | 4.18 | 5 | | 20.88 |
| Comp. App. | Text | Glencoe | 71-081-0 | 1 to 6 | 46.47 | 1.55 | 5 | | 7.745 |
| Dev. Reading Prg | Text | McDougal | | 1 to 3 | 48.48 | 3.23 | 5 | | 16.16 |
| | Tool Kit | McDougal | | 1 to 100 | 302.01 | 0.60 | 5 | | 3.0201 |
| | Audio Library | McDougal | | 1 to 100 | 172.41 | 0.34 | 5 | | 1.7241 |
| Int. Reading | Complete Pkg | Scholastic | | 1 to 111 | 37,000.00 | 66.67 | 5 | | 333.3333 |
| Supp. Int. Rdg. | Text | Sopris West | | 1 to 100 | 424.94 | 0.85 | 5 | | 4.2494 |
| Totals | | | | | | \$ 132.34 | | \$ - | \$ 671.60 |

| | | | | | |
|-----------------------|---|----------------------|---|-------------|-----------|
| Annual Nonconsumab | + | Annual Consumable | = | Maintenance | ** Growth |
| \$ 132.34 | | \$ - | | \$ 132.34 | \$ 671.60 |

**** Based on actual prices, not rounded figures that may be reflected in Annual Nonconsumable and Consumable columns**

- A 1:1 ratio is used for a textbook, workbook or other material that is used by one student.
- A 1:3 ratio is used to reflect a textbook that is used by 33% of the students.
- A 1:4 ratio is used to reflect a core classroom set.
- A 1:6 ratio is used to reflect a classroom set that serves 6 classroom periods.
- A 1:100 ratio at the secondary level is used for materials that support several course sections taught by one teacher.
- A 1:100 ratio is used to reflect 20% of the students using materials that is priced in packages of 20.
(Supplemental Intervention Reading).
- A 1:111 ratio is used to reflect the purchase of 60 licenses to serve 54% of the students.
- A 2:5 ratio is used to reflect 40% of students in a course.

**FADIMA Cost Analysis
2008/2009
Cost Data**

Grade 9

| Subject | Item | Publisher | Code | Ratio | Price | Noncon | Yrs | Consum | Growth |
|-------------------|---------------|--------------|----------|----------|--------|-----------------|-----|-----------------|------------------|
| Grammar/Comp | Text | McDougal | 76-406-0 | 1 to 1 | 45.00 | 6.43 | 7 | | 45 |
| Literature | Text | McDougal | 79-130-0 | 1 to 1 | 58.17 | 11.63 | 5 | | 58.17 |
| Dictionaries | Dictionary | Prentice | 76-018-0 | 1 to 5 | 28.97 | 0.83 | 7 | | 5.794 |
| Int. Reading | Online | Glencoe | | 3 to 5 | 99.00 | | | 59.40 | 59.4 |
| Int. Supplement | Rewards | Sopris West | | 1 to 67 | 424.95 | 1.27 | 5 | | 6.3425 |
| Mathematics | Text | Glencoe | 83-090-0 | 1 to 1 | 54.99 | 11.00 | 5 | | 54.99 |
| Science | Text | Glencoe | 86-425-0 | 1 to 1 | 63.99 | 16.00 | 4 | | 63.99 |
| Social Studies | Text | Holt | 89-340-0 | 1 to 1 | 61.95 | 10.33 | 6 | | 61.95 |
| | Maps & Globes | Rand McNally | | 1 to 100 | 454.00 | 0.76 | 6 | | 4.54 |
| World Lang. | Text Level I | Holt | 95-337-0 | 2 to 5 | 62.20 | 4.98 | 5 | | 24.88 |
| | Audio CD | | 95-337-4 | 1 to 100 | 281.35 | 0.56 | 5 | | 2.8135 |
| Pers Fitness/Hlth | Text | Hunter | 73-379-0 | 1 to 5 | 47.95 | 1.92 | 5 | | 9.59 |
| Totals | | | | | | \$ 65.71 | | \$ 59.40 | \$ 397.46 |

| | | | | | |
|------------------------|---|----------------------|---|-------------|-----------|
| Annual Nonconsumabl | + | Annual Consumable | = | Maintenance | ** Growth |
| \$ 65.71 | | \$ 59.40 | | \$ 125.11 | \$ 397.46 |

**** Based on actual prices, not rounded figures that may be reflected in Annual Nonconsumable and Consumable columns**

A 1:1 ratio is used for a textbook, workbook or other material that is used by one student.

A 1:5 ratio is used to reflect a classroom set.

A 1:67 ratio is used to reflect 30% of the students taking a course with material priced in packages of 20.

A 1:100 ratio at the secondary level is used for materials that support several course sections taught by one teacher.

A 2:5 ratio is used to reflect that 40% of students take this course.

A 3:5 ratio is used to reflect that 60% of the students take this course.

**FADIMA Cost Analysis
2008/2009
Cost Data**

Grade 10

| Subject | Item | Publisher | Code | Ratio | | Price | Noncon | Yrs | Consum | Growth |
|-----------------|---------------|--------------|----------|-------|-----|--------|-----------------|-----|-----------------|------------------|
| Grammar/Comp | Text | McDougal | 76-410-0 | 1 to | 1 | 45.00 | 6.43 | 7 | | 45 |
| Literature | Text | McDougal | 79-140-0 | 1 to | 1 | 58.17 | 11.63 | 5 | | 58.17 |
| Dictionaries | Dictionary | Prentice | 76-018-0 | 1 to | 5 | 28.97 | 0.83 | 7 | | 5.794 |
| Int. Reading | Online | Glencoe | | 2 to | 3 | 99.00 | | | 66.00 | 66 |
| Int. Supplement | Rewards | Sopris West | | 1 to | 67 | 424.95 | 1.27 | 5 | | 6.3425 |
| Mathematics | Text | Glencoe | 83-577-0 | 1 to | 1 | 55.98 | 11.20 | 5 | | 55.98 |
| Science | Text | Prentice | 85-350-0 | 1 to | 1 | 66.47 | 16.62 | 4 | | 66.47 |
| Social Studies | Text | Glencoe | 89-510-0 | 1 to | 1 | 64.98 | 10.83 | 6 | | 64.98 |
| | Maps & Globes | Rand McNally | | 1 to | 100 | 454.00 | 0.76 | 6 | | 4.54 |
| World Lang. | Text Level 2 | Holt | 95-376-0 | 1 to | 3 | 63.20 | 4.21 | 5 | | 21.0667 |
| | Audio CD | | 95-376-4 | 1 to | 100 | 281.35 | 0.56 | 5 | | 2.8135 |
| Computer App | Text | Thomson | 71-187-0 | 1 to | 1 | 56 | 11.20 | 5 | | 56 |
| Totals | | | | | | | \$ 75.54 | | \$ 66.00 | \$ 453.16 |

| | | | | | |
|-------------------------|---|----------------------|---|-------------|-----------|
| Annual Nonconsumable | + | Annual Consumable | = | Maintenance | **Growth |
| \$ 75.54 | | \$ 66.00 | | \$ 141.54 | \$ 453.16 |

**** Based on actual prices, not rounded figures that may be reflected in Annual Nonconsumable and Consumable columns**

A 1:1 ratio is used for a textbook, workbook or other material that is used by one student.

A 1:3 ratio is used to reflect that 33% of students take this course.

A 1:5 ratio is used to reflect a classroom set.

A 1:67 ratio is used to reflect 30% of the students taking a course with material priced in packages of 20.

A 1:100 ratio at the secondary level is used for materials that support several course sections taught by one teacher.

A 1:100 ratio is used to reflect 20% of the students taking a course with material priced in packages of 20.

(Supplemental Intervention Reading).

A 2:3 ratio is used to represent that 67% of the students that are taking this course.

**FADIMA Cost Analysis
2008/2009
Cost Data**

Grade 11

| Subject | Item | Publisher | Code | Ratio | | Price | Noncon | Yrs | Consum | Growth |
|-----------------|---------------|--------------|----------|-------|-----|--------|-----------------|-----|-------------|------------------|
| Grammar/Comp | Text | McDougal | 76-414-0 | 1 to | 1 | 46.98 | 6.71 | 7 | | 46.98 |
| Literature | Text | McDougal | 79-150-0 | 1 to | 1 | 59.64 | 11.93 | 5 | | 59.64 |
| Dictionaries | Dictionary | Prentice | 76-018-0 | 1 to | 5 | 28.97 | 0.83 | 7 | | 5.794 |
| Int. Supplement | Rewards | Sopris West | | 1 to | 100 | 424.95 | 0.85 | 5 | | 4.2495 |
| Mathematics | Text | Glencoe | 83-196-0 | 1 to | 1 | 57.48 | 11.50 | 5 | | 57.48 |
| Science | Text | Prentice | 86-065-0 | 1 to | 1 | 66.97 | 16.74 | 4 | | 66.97 |
| Social Studies | Text | McDougal | 88-400-0 | 1 to | 1 | 64.98 | 10.83 | 6 | | 64.98 |
| | Maps & Globes | Rand McNally | | 1 to | 100 | 454.00 | 0.76 | 6 | | 4.54 |
| Career Course | Text | Thomson | 71-192-0 | 1 to | 1 | 59.50 | 11.90 | 5 | | 59.5 |
| World Lang. | Text Level 3 | Holt | 95-411-0 | 1 to | 3 | 64.20 | 4.28 | 5 | | 21.4 |
| Family & Cons. | Text | Goodheart | 73-047-0 | 1 to | 3 | 46.50 | 3.10 | 5 | | 15.5 |
| Law Studies | Text | Glencoe | 89-016-0 | 1 to | 3 | 54.48 | 3.63 | 5 | | 18.16 |
| Totals | | | | | | | \$ 83.06 | | \$ - | \$ 425.19 |

| | | | | | |
|------------------------|---|----------------------|---|-------------|-----------|
| Annual Nonconsumabl | + | Annual Consumable | = | Maintenance | **Growth |
| \$ 83.06 | | \$ - | | \$ 83.06 | \$ 425.19 |

**** Based on actual prices, not rounded figures that may be reflected in Annual Nonconsumable and Consumable columns**

A 1:1 ratio is used for a textbook, workbook or other material that is used by one student.

A 1:3 ratio is used to reflect that 33% of students take this course.

A 1:5 ratio is used to reflect a classroom set.

A 1:100 ratio at the secondary level is used for materials that support several course sections taught by one teacher.

A 1:100 ratio is used to reflect 20% of the students taking a course with material priced in packages of 20.

(Supplemental Intervention Reading).

**FADIMA Cost Analysis
2008/2009
Cost Data**

Grade 12

| Subject | Item | Publisher | Code | Ratio | | Price | Noncon | Yrs | Consum | Growth |
|-----------------|-------------------|-------------|----------|-------|-----|--------|----------|-----|--------|-----------|
| Grammar/Comp | Text | McDougal | 76-418-0 | 1 to | 1 | 46.98 | 6.71 | 7 | | 46.98 |
| Literature | Text | McDougal | 79-160-0 | 1 to | 1 | 59.64 | 11.93 | 5 | | 59.64 |
| Dictionaries | Dictionary | Prentice | 76-018-0 | 1 to | 5 | 28.97 | 0.83 | 7 | | 5.794 |
| Int. Supplement | Rewards | Sopris West | | 1 to | 200 | 424.95 | 0.42 | 5 | | 2.1248 |
| Mathematics | Text | Glencoe | 83-927-0 | 1 to | 1 | 62.97 | 12.59 | 5 | | 62.97 |
| Science | Text | Glencoe | 86-735-0 | 1 to | 1 | 64.98 | 16.25 | 4 | | 64.98 |
| Social Studies | Text (Government) | Prentice | 88-050-0 | 1 to | 2 | 64.97 | 5.41 | 6 | | 32.485 |
| | Text (Economics) | Prentice | 88-870-0 | 1 to | 2 | 62.97 | 5.25 | 6 | | 31.485 |
| Perf. Fine Arts | Text | Glencoe | 81-050-0 | 1 to | 2 | 57.48 | 5.75 | 5 | | 28.74 |
| Fine Arts | Text | Davis | 70-306-0 | 1 to | 2 | 59.95 | 5.00 | 6 | | 29.975 |
| Totals | | | | | | | \$ 70.14 | | \$ - | \$ 365.17 |

| | | | | | |
|-------------------------|---|----------------------|---|-------------|-----------|
| Annual Nonconsumable | + | Annual Consumable | = | Maintenance | ** Growth |
| \$ 70.14 | | \$ - | | \$ 70.14 | \$ 365.17 |

**** Based on actual prices, not rounded figures that may be reflected in Annual Nonconsumable and Consumable columns**

A 1:1 ratio is used for a textbook, workbook or other material that is used by one student.

A 1:2 ratio at the secondary level typically indicates a semester course.

A 1:5 ratio is used to reflect a classroom set.

A 1:200 ratio is used to reflect 10% of the students taking a course with material priced in packages of 20.